

Filing for Unemployment Benefits

Labor and Economic Opportunity

[JOB SEEKERS](#) [EMPLOYERS](#) [HOUSING](#) [BUSINESS](#) [INSIDE LEO](#)


LABOR AND ECONOMIC OPPORTUNITY / [INSIDE LEO](#) / [UNEMPLOYMENT INSURANCE AGENCY](#)

COVID-19: Get the latest updates and resources from the State of Michigan. [Learn more.](#)

APPLY FOR UNEMPLOYMENT BENEFITS

The Michigan Web Account Manager (MIWAM) is the UIA's system for filing your unemployment insurance claim and managing your UIA account online. MIWAM makes doing business with the UIA simpler, faster and more efficient.

[FOR WORKERS](#) [FOR EMPLOYERS](#)



1

Unemployment Insurance Agency


As of 2:30 today, March 23, the MiLogin system is experiencing slowness. Our IT team is making adjustments to restore the system to full capacity. We apologize for any inconvenience and

File Online for Faster Service

Due to increased call volumes at this time of year, for faster service, file your unemployment claim online through the Michigan Web Account Manager (MIWAM). Filing online is easy, convenient, and is available 24 hours a day. Click on MIWAM for Workers to begin your claim. View the MIWAM Toolkit for Claimants for step by step instructions on how create your account.

Department of Labor and Economic Opportunity

UNEMPLOYMENT INSURANCE



MIWAM For Claimants

[Home](#)

MIWAM Message:

Due to increased call volumes at this time of year, for faster service, file your claim for unemployment benefits online through MIWAM. Filing online is fast and convenient and is available 24 hours a day. View the [MIWAM Toolkit for Claimants](#) for step by step instructions on how create your account.

[Log In To MIWAM For Claimants](#) [Online Services for CLAIMANTS](#)

Claimants, please proceed to MiLogin by clicking the link below.

[Sign in With MiLogin](#) [Report Fraud](#) [Report Identity Theft](#)

For security reasons it is important to remember to close your browser completely when you are done


[LEO Home](#) | [UIA Home](#) | [FOIA](#) | [Contacts](#)
[MICHIGAN GOV HOME](#) | [ADA](#) | [POLICIES](#)

Copyright © 2001- 2020 State of Michigan

2

Department of Labor and Economic Opportunity

UNEMPLOYMENT INSURANCE



UI Claim Welcome [Settings](#) [Help](#) [Log Off](#)

[Claim](#)

Click [here](#) to visit your Talent Dashboard.

[Account](#) [Account Alerts](#) [I Want To](#)

[View All Claims](#)

[View the MIWAM Toolkit](#)

[View Claimant Handbook](#)

[View 1099-G](#)

My Account [Certification](#) [Submissions](#) [Correspondence](#) [Claimant Services](#) [Determination Status](#) [Fact Finding](#)

[Names and Addresses](#)

Claim Information

Social Security Number	***-**-****	Withhold Taxes	
Benefit Year Begin		Exemptions	
Benefit Year End		Dependents	
Weekly Benefit Amount		Balance	
Total Weeks Allowed		Pending Payments	
Weeks Remaining		Pending Balance	

[Overpayment Detail](#) [Payments](#)

For security reasons it is important to remember to close your browser completely when you are done

[LEO Home](#) | [UIA Home](#) | [FOIA](#) | [Contacts](#)
[MICHIGAN GOV HOME](#) | [ADA](#) | [POLICIES](#)

3



Welcome, [User Name] Settings Help Log Off

Claim: [User Name] My Claims

WELCOME! Please select a service or account listed below.

Click [here](#) to visit your Talent Dashboard.

Claimant

> [User Name]

Alerts

File a Claim

CLICK HERE

I Want To

Chat with an Agent
Set Go Green Preferences
View the MIWAM Toolkit
View Claimant Handbook
View 1099-G

4

Claims	Submissions	Correspondence	Claimant Services	Names and Addresses				
Claims					Hide History	Filter		
Claim Id	Claim	Type	Status	Benefit Year Begin	Benefit Year End	Effective Date	Weekly Benefit Amount	Total Weeks



New Claim Filing Welcome, [User Name] Settings Help Log Off

Claim: [User Name] My Claims New Claim Filing

MIWAM will time out after 15 minutes of inactivity.

1. New Claim Filing 2. Identification Information 3. Demographic Information 4. Additional Info 5. Employment Information

New Claim Filing

This application allows you to file a claim for unemployment benefits online. A claim cannot be filed early. Filing today means your claim will begin this week unless you request previous weeks.

You will need the following information to successfully complete your claim:

- Driver license number or state ID number
- Mailing address
- County
- Method of Payment
- Alien Registration Number (if you are not a citizen or national of the United States)

Give complete and honest answers. The law provides severe penalties of fines, imprisonment, damages, and/or community service for anyone who intentionally gives incorrect information or hides information to obtain or increase benefits. If you are using an interpreter or someone is helping you, that person should enter only your response to a question. You are responsible for responses given, the person helping you cannot be held liable.

LEGEND

Click to view more information

The Step is Complete

The Step Contains Errors

Required fields designated by:

A triangle in the top left corner

A tooltip that says required

Required fields, left blank, will block the availability of future steps.

5

Save Draft Cancel

Previous Step Next Step

For security reasons it is important to remember to close your browser completely when you are done.

Claim: [User Name] My Claims New Claim Filing

MIWAM will time out after 15 minutes of inactivity.

1. New Claim Filing 2. Identification Information 3. Demographic Information 4. Additional Info 5. Employment Information

Identification Information

Federal and state laws require that certain types of information be provided upon request for statistical and Unemployment Insurance program purposes. The information you provide to the Unemployment Insurance Agency concerning your claim for unemployment benefits is confidential and will be used only by public officials performing their duties.

Social Security Number

Have you worked under more than one Social Security Number?

Yes No

Name Information

Last Name Required
First Name Required
Middle Name
Suffix
Additional Last Name

Driver License / State ID

If you do not provide your driver license or state ID number, additional information may be needed to protect your identity. Failure to provide this information may delay your benefit payment.

Issuing state of your driver's license or state ID
Driver's license or state identification number

Issuing State MICHIGAN
Document ID Required

Save Draft Cancel

Previous Step Next Step

For security reasons it is important to remember to close your browser completely when you are done.

6



MiWAM will time out after 15 minutes of inactivity.

1. New Claim Filing 2. Identification Information 3. Demographic Information 4. Additional Info 5. Employment Information

Demographic Information

When entering your demographic information, please review your information and make sure it is correct. Important information about your eligibility will be mailed to the address you provide. Review your phone number. It is important that the Unemployment Insurance Agency be a contact you. If the agency is unable to contact you, it will affect your eligibility for benefits.

Physical Address

You must enter your physical address and validate it in order to proceed. Enter your address and then click on the button to validate it.

Country: USA

Address Line 1: Required

Address Line 2: Required

Unit Type: Unit: City: Required

State / Province: MICHIGAN ZIP: County: WAYNE

Attention:

[CLICK TO VERIFY YOUR ADDRESS](#)

Save Draft Cancel Previous Step Next Step

For security reasons it is important to remember to close your browser completely when you are done.

[LEO Home](#) | [UIA Home](#) | [FOIA](#) | [Contacts](#)
[MICHIGAN.GOV HOME](#) | [ADA](#) | [POLICIES](#)

Copyright © 2001-2020 State of Michigan

Enter the address, then click here to validate the address

This address has been validated

Is your Mailing Address different than your physical address? ☐ Yes ☒ No

Letters sent to you will be addressed to:

Telephone

Country: USA

Type: Home

Area Code: (734)

Phone Number: Required

Demographic Information

Date of Birth: Required

If you require an interpreter, choose the language:

Gender: ☐ Male ☒ Female

Hispanic / Latino: ☐ Yes ☒ No

Racial Group: White

Education Level: 3 - Some College or Associate's Degree

Are you a U.S. Citizen? ☐ Yes ☒ No

Additional Information

Are you claiming dependents? ☐ Yes ☒ No

Do you want State and Federal taxes withheld? ☐ Yes ☒ No

Save Draft Cancel Previous Step Next Step

For security reasons it is important to remember to close your browser completely when you are done.



MiWAM will time out after 15 minutes of inactivity.

1. New Claim Filing 2. Identification Information 3. Demographic Information 4. Additional Info 5. Employment Information

Additional Info

Claim Date

A claim for unemployment benefits usually begins the week that it is filed. Do you want your claim to begin 03/22/2020? ☐ Yes ☒ No Required

Out of State Work

Since 10/01/2018 did you work in any state(s) other than Michigan? This includes the District of Columbia, Commonwealth of Puerto Rico, and the US Virgin Islands. This does not include military or Federal employment. ☐ Yes ☒ No

Since 01/01/2019 did you file a claim for unemployment benefits against another state? This includes the District of Columbia, Commonwealth of Puerto Rico, and the US Virgin Islands. ☐ Yes ☒ No

School Information

Are you currently attending school or training? ☐ Yes ☒ No

Save Draft Cancel Previous Step Next Step

Department of Labor and Economic Opportunity
UNEMPLOYMENT INSURANCE

10



New Claim Filing

Welcome

Log Off

Claim > My Claims > New Claim Filing

MIWAM will time out after 15 minutes of inactivity.

2. Identification Information 3. Demographic Information 4. Additional Info 5. Employment Information 6. Payment Method

Employment Information

Provide your employer's Unemployment Insurance Employer Account Number (EAN):

CLICK

Required

☐ I don't know my employer's EAN

Required Form

Provide your employer's Federal Employer Identification Number (FEIN):

CLICK

Required

☐ I don't know my employer's FEIN

Save Draft Cancel

Previous Step Next Step

Employer Information

Did you work for this employer? ☒ Yes ☐ No

Questions: MONROE COUNTY

How many hours did you work per week? Required

What was your rate of pay with this employer? Play Rate Rate

Occupation Code Search Occupational Codes

First day worked for Required

Separation Reason Required

Last day worked for Required

Do you expect to receive any payments from after 03/22/2020? ☐ Yes ☐ No

Are you receiving retirement benefits from ? ☐ Yes ☐ No

Did you last work for in the state of Michigan? ☐ Yes ☐ No

Have you had any other lay offs or separations from since 07/01/2018? ☐ Yes ☐ No

11

UNEMPLOYMENT INSURANCE

New Claim Filing

Welcome

Settings Help Log Off

Claim > My Claims > New Claim Filing

Employer Information

Did you work for this employer? ☒ Yes ☐ No

Questions:

How many hours did you work per week? 40

What was your rate of pay with this employer? Per Hour

Occupation Code Search Occupational Codes

First day worked for

Separation Reason

Last day worked for

Were you expecting to receive any payments from after 03/22/2020? ☐ Yes ☐ No

Are you receiving retirement benefits from ? ☐ Yes ☐ No

Did you last work for in the state of Michigan? ☐ Yes ☐ No

Have you had any other lay offs or separations from since 07/01/2018? ☐ Yes ☐ No

12

Request

Search

Type: SOC 2010

Occupation: Required

Results

Enter a keyword to search.

TYPE IN OCCUPATION AND SELECT BEST FIT AND HIT OK

New Claim Filing Welcome, [User] Settings Help Log Off

Claims > My Claims > New Claim Filing

Employer Questions Follow Up

Identify your separating employer [Show History](#)

1. Last Employer: Employer Legal Name Business Name

2. Provide your employer's Federal Employer Identification Number (FEIN):

3. If an employer that you worked for in the last eighteen months is not listed, you can add an employer. Click on the "Click here to add an Employer" hyperlink on the bottom.

4. Additional Info 5. Employment Information 6. Payment Method

Account Number (EAN):

☒ I don't know my employer's EAN

☒ I don't know my employer's FEIN

Out of State, Federal or Military employment. To

Employer Legal Name: [Text]

Doing Business As: [Text]

Click here to answer and review questions about MONROE COUNTY

Click here to add an Employer

Click here to answer and finish the Employment Information section

Do not click on the button until you have finished answering all of the questions for each employer.

Save Draft Cancel Previous Step Next Step

13

UNEMPLOYMENT INSURANCE

New Claim Filing

Claims > My Claims > New Claim Filing

MIWAM will time out after 15 minutes of inactivity.

3. Demographic Information 4. Additional Info 5. Employment Information 6. Payment Method 7. MIWAM Account

Payment Method

Payment Method

How would you like to receive your benefits? You may receive your benefits by either debit card or direct deposit. You will receive benefit payments by debit card unless you enter your Direct Deposit information.

You will be receiving a welcome packet from the vendor in a **plain white envelope** which includes your debit card and introductory materials. When you receive the welcome packet, you must follow the directions to activate your debit card. Keep your card. You may be able to use the same card to receive benefit payments in the future. If you have questions about your card, you will need to contact the card provider.

☒ Debit Card ☐ Direct Deposit



Save Draft Cancel

Previous Step Next Step

For security reasons it is important to remember to close your browser completely when you are done.

LEO Home | UIA Home | FOIA | Contacts
MICHIGAN.GOV HOME | ADA | POLICIES

14

UNEMPLOYMENT INSURANCE

New Claim Filing

Claims > My Claims > New Claim Filing

MIWAM will time out after 15 minutes of inactivity.

Additional Info 5. Employment Information 6. Payment Method 7. MIWAM Account 8. Your Unemployment

MIWAM Account

MIWAM Account

The Michigan Web Account Manager (MIWAM) is the UIA's system for managing your unemployment claim. MIWAM is accessible seven days a week and allows you to complete many online services. You can file a claim, submit an inquiry or name change address, answer fact finding questions, certify for benefits, review your payment history, and submit your work search using your account. Your account is secure, accurate, and a fast way to interact with UIA.

Because State law allows the UIA to issue determinations on restitution for up to three years after you were approved for unemployment benefits, and up to six years if fraud (intentional misrepresentation) is involved, it is recommended that you continue to monitor your MIWAM account and update your contact information page after you have exhausted your benefits and your benefit year has ended.

Correspondence

How would you like to receive information from the Unemployment Insurance Agency?

☐ Go Green ☒ Paper

Email Address

Save Draft Cancel

Previous Step Next Step

For security reasons it is important to remember to close your browser completely when you are done.

LEO Home | UIA Home | FOIA | Contacts

15

You will be receiving a Monetary Determination in the mail and delivered to your MIWAM account. Read it carefully. It provides you with information you need to know:

- If you meet the monetary requirements to establish a claim
- Your Weekly Benefit Amount (WBA), number of weeks allowed, and the calculations involved
- If you are required to register for work in order to collect benefits
- How to protest your Monetary Determination if you do not agree
- If you need to provide additional information

You are also responsible for reading the booklet *Unemployment Benefits in Michigan*. This will be sent in the mail to you. Information, this booklet explains to you, in detail, all the requirements regarding:

- Certifying for benefits
- Seeking work
- Registering for work
- Reporting earnings during certification
- Being able and available for work and other eligibility issues

The information in the *Unemployment Benefits in Michigan* booklet is helpful in collecting the benefits to which you are claiming benefits because individuals do not know and understand their rights and responsibilities. This can cause over restitution, and sometimes fraud penalties.

If you opted to receive the booklet in the mail and do not receive it within 7 days of completing this application, call 1-866-500-0017. Customer Service Representatives are available to assist you between 8:00 a.m. and 4:30 p.m., Monday through Friday. The booklet is also available at http://www.michigan.gov/documents/ua_UC1901_76146_7.pdf

Protect your rights. Read and follow the instructions in any pamphlets, documents, or correspondence sent to you by the Unemployment Insurance Agency.

- At times you may be asked to provide a document or complete a form and return it within 10 days. Failure to provide the requested information could affect your rights to benefits.
- Remember to put your Social Security Number or Letter ID and your name on all information or documents that you send to the UIA. Print clearly and use black ink.

If you reside in another state or are moving out of Michigan within the next three weeks, you must register for work with the state employment service provider in your new state of residence. You must register for work timely or you may not receive unemployment benefits.

To claim benefits, you must certify with MARVIN by phone or online every two weeks to claim your unemployment benefits for the previous two weeks. Your first appointment day and time is: **Tuesday, 4/7/2020 from 11:00 AM to 12:00 PM.**

By clicking check box below, you are acknowledging that you have read and understand the information provided on this page. If you do not understand the information, call 1-866-500-0017. Customer Service Representatives are available to assist you between 8:00 a.m. and 4:30 p.m., Monday through Friday. You can also visit one of our Problem Resolution Offices. [Click here for a list of locations.](#)

 Required

Your claim for benefits is not filed until you click the submit button on the next page.

[Save Draft](#) [Cancel](#)

[< Previous Step](#) [Next Step >](#)

For security reasons it is important to remember to close your browser completely when you are done.

16